

## Termíny oznamovania hospodárskych výsledkov v Európe Q.4 2016

Index	Akcia	Dátum HV
AEX	ASML HOLDING NV	18.1.2017
IBEX	BANKINTER	20.1.2017
SMI	SGS SA-REG	23.1.2017
AEX	KONINKLIJKE PHIL	24.1.2017
DAX	SAP SE	24.1.2017
IBEX	BANCO SANTANDER	25.1.2017
WIG20	BZWBK	25.1.2017
SMI	LONZA GROUP -REG	25.1.2017
SMI	NOVARTIS AG-REG	25.1.2017
FTSEMIB	STMICROELECTRONI	25.1.2017
UKX	BRITISH SKY BROA	26.1.2017
UKX	DIAGEO PLC	26.1.2017
OMX	ERICSSON LM-B	26.1.2017
OMX	GETINGE AB-B SHS	26.1.2017
OMX	NORDEA BANK AB	26.1.2017
WIG20	PKN ORLEN	26.1.2017
OMX	SVENSKA CELL-B	26.1.2017
OMX	TELE2 AB-B SHS	26.1.2017
PX	TELEFONICA CZECH	26.1.2017
AEX	UNILEVER NV-CVA	26.1.2017
PX	UNIPETROL	26.1.2017
OMX	ATLAS COPCO-A	27.1.2017
IBEX	BANCO SABADELL	27.1.2017
UKX	BT GROUP PLC	27.1.2017
OMX	TELIASONERA AB	27.1.2017
OMX	ALFA LAVAL AB	31.1.2017
OMX	INVESTOR AB-B	31.1.2017
CAC	LVMH MOET HENNE	31.1.2017
IBEX	BBVA	1.2.2017
OMX	ELECTROLUX AB-B	1.2.2017
UKX	GLAXOSMITHKLINE	1.2.2017
SMI	JULIUS BAER GROU	1.2.2017
AEX	KPN (KONIN) NV	1.2.2017
OMX	LUNDIN PETROLEUM	1.2.2017
SMI	ROCHE HLDG-GENUS	1.2.2017
OMX	SANDVIK AB	1.2.2017
OMX	SEB AB-A	1.2.2017
DAX	SIEMENS AG-REG	1.2.2017
SMI	SWATCH GROUP-BR	1.2.2017
CAC	UNIBAIL-RODAMCO	1.2.2017
OMX	VOLVO AB-B	1.2.2017
XU100	AKBANK	2.2.2017
OMX	ASSA ABLOY AB-B	2.2.2017
UKX	ASTRAZENECA PLC	2.2.2017
DAX	DAIMLER AG	2.2.2017
DAX	DEUTSCHE BANK-RG	2.2.2017
XU100	GARANTI	2.2.2017
DAX	INFINEON TECH	2.2.2017
AEX	ING GROEP NV	2.2.2017
XU100	IS BANKASI	2.2.2017
OMX	MODERN TIMES-B	2.2.2017
OMX	NOKIA OYJ	2.2.2017
AEX	ROYAL DUTCH SH-A	2.2.2017
OMX	SKF AB- B SHARES	2.2.2017
OMX	SWEDBANK AB-A	2.2.2017
IBEX	BANCO POPULAR	3.2.2017
FTSEMIB	INTESA SANPAOLO	3.2.2017
OMX	SKANSKA AB-B	3.2.2017

## Očakávaný čistý príjem v mil. za rok 2016

PX	CENTRAL EURO M-A	-170,50 Kč
PX	CEZ AS	18 257,61 Kč
PX	ERSTE GROUP BANK	1 251,39 Kč
PX	KOMERCNI BANKA	13 051,27 Kč
PX	NEW WORLD R-A SH	#N/A N/A
PX	PEGAS NONWOVENS	27,50 Kč
PX	PHILIP MORRIS CR	2 359,00 Kč
PX	TELEFONICA CZECH	5 255,50 Kč
PX	UNIPETROL	4 264,00 Kč
PX	VIENNA INSURANCE	276,71 Kč
AEX	AEGON NV	698,58 EUR
AEX	AHOLD NV	1 293,86 EUR
AEX	AKZO NOBEL	1 025,17 EUR
AEX	ARCELORMITTAL	1 346,30 EUR
AEX	ASML HOLDING NV	1 378,50 EUR
AEX	BAM GROEP	88,22 EUR
AEX	BOSKALIS WESTMIN	264,17 EUR
AEX	CORIO NV	231,50 EUR
AEX	DSM (KONIN)	537,19 EUR
AEX	FUGRO NV-CVA	-101,08 EUR
AEX	HEINEKEN NV	2 094,29 EUR
AEX	ING GROEP NV	4 416,75 EUR
AEX	KONINKLIJKE PHIL	1 474,50 EUR
AEX	KPN (KONIN) NV	415,38 EUR
AEX	RANDSTAD HOLDING	665,23 EUR
AEX	RELX NV	1 680,11 EUR
AEX	ROYAL DUTCH SH-A	7 883,65 EUR
AEX	SBM OFFSHORE NV	201,47 EUR
AEX	TNT NV	209,40 EUR
AEX	TOMTOM	52,35 EUR
AEX	UNILEVER NV-CVA	5 209,70 EUR
AEX	WERELDHAVE NV	138,88 EUR
AEX	WOLTERS KLUWER	572,00 EUR

## VYPRACOVAL

Michal Fafrák

Analytik

CAPITAL MARKETS, o.c.p., a.s.

Ul. 29. augusta 36, 811 09 Bratislava

tel: +421 2 2070 6880


fax: +421 2 2078 8001

e-mail: [info@capitalmarkets.sk](mailto:info@capitalmarkets.sk)

[www.capitalmarkets.sk](http://www.capitalmarkets.sk)

Upozornenie! Všetky obchody s cennými papiermi môžu viesť ako k ziskom, tak i k stratám. Uvedený zoznam akcií nie je investičným odporúčaním. Spoločnosť CAPITAL MARKETS, o.c.p., a.s. je subjekt regulovaný Národnou bankou Slovenska.


Zdroj informácií: Bloomberg



Index	Akcia	Dátum HV
FTSEMIB	TELECOM ITALIA S	3.2.2017
AEX	WERELDHAVE NV	3.2.2017
UKX	RANDGOLD RES LTD	6.2.2017
XU100	ARCELIK	7.2.2017
CAC	BNP PARIBAS	7.2.2017
UKX	BP PLC	7.2.2017
DAX	MUENCHENER RUE-R	7.2.2017
OMX	SECURITAS AB-B	7.2.2017
CAC	VINCI SA	7.2.2017
SMI	ABB LTD-REG	8.2.2017
FTSEMIB	BANCA POP MILANO	8.2.2017
WIG20	BRE	8.2.2017
IBEX	GAS NATURAL SDG	8.2.2017
IBEX	MAPFRE SA	8.2.2017
FTSEMIB	MEDIOBANCA	8.2.2017
UKX	RIO TINTO PLC	8.2.2017
CAC	SANOFI	8.2.2017
AEX	SBM OFFSHORE NV	8.2.2017
OMX	SVENSKA HAN-A	8.2.2017
SMI	SWISSCOM AG-REG	8.2.2017
SMI	SYNGENTA AG-REG	8.2.2017
XU100	TOFAS	8.2.2017
AEX	TOMTOM	8.2.2017
UKX	TULLOW OIL	8.2.2017
BEL20	COFINIMMO	9.2.2017
DAX	COMMERZBANK	9.2.2017
BEL20	KBC GROEP	9.2.2017
PX	KOMERCNI BANKA	9.2.2017
BEL20	MOBISTAR SA	9.2.2017
CAC	PERNOD RICARD SA	9.2.2017
BUX	RICHTER GEDEON N	9.2.2017
UKX	SHIRE PLC	9.2.2017
UKX	SMITH & NEPHEW	9.2.2017
CAC	SOC GENERALE SA	9.2.2017
DAX	THYSSENKRUPP AG	9.2.2017
CAC	TOTAL SA	9.2.2017
FTSEMIB	UNICREDIT SPA	9.2.2017
ATX	VOESTALPINE AG	9.2.2017
SMI	ZURICH INSURANCE	9.2.2017
IBEX	ABERTIS	10.2.2017
AEX	ARCELORMITTAL	10.2.2017
OMX	BOLIDEN AB	10.2.2017
BET	BRD-GROUPE SOCIE	10.2.2017
ATX	PALFINGER AG	10.2.2017
CAC	PPR	10.2.2017
CAC	RENAULT SA	10.2.2017
BEL20	UMICORE	10.2.2017
XU100	VAKIBANK	10.2.2017
UKX	AFRICAN BARRICK	13.2.2017
FTSEMIB	FONDIARIA-SAI	13.2.2017
CAC	FRANCE TELECOM	13.2.2017
UKX	RECKITT BENCKISE	13.2.2017
XU100	YAPI KREDI	13.2.2017
SMI	ACTELION LTD-REG	14.2.2017
CAC	EDF	14.2.2017
AEX	HEINEKEN NV	14.2.2017
CAC	MICHELIN	14.2.2017
AEX	RANDSTAD HOLDING	14.2.2017
UKX	ROLLS-ROYCE HOLD	14.2.2017
XU100	TURK TELEKOM	14.2.2017
CAC	AIR LIQUIDE SA	15.2.2017
AEX	AKZO NOBEL	15.2.2017

 Očakávaný čistý príjem  
v mil. za rok 2016

ATX	ANDRITZ AG	299,31 EUR
ATX	BWIN INTERACTIVE	#N/A N/A
ATX	ERSTE GROUP BANK	1 251,39 EUR
ATX	EVN AG	159,80 EUR
ATX	FLUGHAFEN WIEN	119,75 EUR
ATX	INTERCELL AG	-20,77 EUR
ATX	MAYR-MELNHOF KAR	146,20 EUR
ATX	OESTERREICH.POST	152,78 EUR
ATX	OMV AG	980,82 EUR
ATX	PALFINGER AG	71,31 EUR
ATX	RAIFFEISEN INTL	344,42 EUR
ATX	RHI AG	75,20 EUR
ATX	SCHOELLER-BLECKM	-32,69 EUR
ATX	STRABAG SE-BR	242,14 EUR
ATX	TELEKOM AUSTRIA	288,36 EUR
ATX	VERBUND AG	304,92 EUR
ATX	VIENNA INSURANCE	276,71 EUR
ATX	VOESTALPINE AG	472,06 EUR
ATX	WIENERBERGER AG	95,60 EUR
ATX	ZUMTOBEL GROUP A	47,34 EUR
BEL20	ACKERMANS & VAN	226,50 EUR
BEL20	ANHEUSER-BUSCH I	6 042,25 EUR
BEL20	BEFIMMO	87,95 EUR
BEL20	BEKAERT NV	110,97 EUR
BEL20	BELGACOM SA	522,75 EUR
BEL20	CNP -NATL PORT	290,00 EUR
BEL20	COFINIMMO	134,50 EUR
BEL20	COLRUYT SA	373,00 EUR
BEL20	DELHAIZE GROUP	566,00 EUR
BEL20	FORTIS	604,50 EUR
BEL20	GROUPE BRUX LAMB	763,00 EUR
BEL20	KBC GROEP	2 182,80 EUR
BEL20	MOBISTAR SA	56,85 EUR
BEL20	OMEGA PHARMA	76,43 EUR
BEL20	SOLVAY SA-A	846,46 EUR
BEL20	TELENET GRP HLDG	142,67 EUR
BEL20	UCB SA	573,25 EUR
BEL20	UMICORE	225,67 EUR
BUX	ANY SEC PRINTING	1 134,00 HUF
BUX	EGIS PHARMACEUTI	22 285,75 HUF
BUX	FHB MORTGAGE BAN	#N/A N/A
BUX	MAGYAR TELEKOM	33 839 EUR
BUX	MOL	220 272 HUF
BUX	OTP BANK PLC	194 601 HUF
BUX	RICHTER GEDEON N	52 824,00 HUF
CAC	ACCOR SA	412,80 EUR
CAC	AIR FRANCE-KLM	438,13 EUR
CAC	AIR LIQUIDE SA	1 875,42 EUR
CAC	ALCATEL-LUCENT	804,67 EUR
CAC	ALSTOM	256,62 EUR
CAC	AXA	5 778,57 EUR
CAC	BNP PARIBAS	7 472,30 EUR
CAC	BOUYGUES SA	534,87 EUR
CAC	CAPGEMINI	937,23 EUR
CAC	CARREFOUR SA	1 159,86 EUR
CAC	CREDIT AGRICOLE	3 152,18 EUR
CAC	DANONE	1 874,50 EUR
CAC	EADS NV	2 406,40 EUR
CAC	EDF	3 157,65 EUR
CAC	ESSILOR INTL	812,58 EUR
CAC	FRANCE TELECOM	2 827,86 EUR
CAC	GDF SUEZ	2 444,32 EUR
CAC	LAFARGE SA	815,40 EUR



Index	Akcia	Dátum HV
BET	BANCA TRANSILVAN	15.2.2017
CAC	CREDIT AGRICOLE	15.2.2017
SMI	CREDIT SUISS-REG	15.2.2017
CAC	DANONE	15.2.2017
DAX	DEUTSCHE BOERSE	15.2.2017
BEL20	FORTIS	15.2.2017
WIG20	ORANGE POLSKA SA	15.2.2017
OMX	SSAB-A	15.2.2017
ATX	STRABAG SE-BR	15.2.2017
XU100	TURK EKONOMI BAN	15.2.2017
CAC	AIR FRANCE-KLM	16.2.2017
BEL20	BEFIMMO	16.2.2017
CAC	CAPGEMINI	16.2.2017
BEL20	DEXIA SA	16.2.2017
AEX	DSM (KONIN)	16.2.2017
IBEX	ENAGAS SA	16.2.2017
CRO	HRVATSKI TELEKOM	16.2.2017
SMI	NESTLE SA-REG	16.2.2017
ATX	OMV AG	16.2.2017
BET	OMV PETROM SA	16.2.2017
CRO	PODRAVKA PREHRAM	16.2.2017
CAC	SCHNEIDER ELECTR	16.2.2017
FTSEMIB	SNAM SPA	16.2.2017
BEL20	TELENET GRP HLDG	16.2.2017
CAC	VIVENDI	16.2.2017
AEX	AEGON NV	17.2.2017
WIG20	AGORA	17.2.2017
DAX	ALLIANZ SE-VINK	17.2.2017
WIG20	BIOTON	17.2.2017
CAC	ESSILOR INTL	17.2.2017
UKX	SEGRO PLC	17.2.2017
OMX	SWEDISH MATCH AB	17.2.2017
XU100	TAV	17.2.2017
XU100	TURKCELL	17.2.2017
XU100	AKSIGORTA	20.2.2017
UKX	HAMMERSON PLC	20.2.2017
SBITOP	PETROL DD LJUBLJ	20.2.2017
UKX	ANGLO AMER PLC	21.2.2017
AEX	BAM GROEP	21.2.2017
UKX	BHP BILLITON PLC	21.2.2017
CRO	ERICSSON NIKOLA	21.2.2017
UKX	HSBC HOLDINGS PL	21.2.2017
UKX	INTERCONTINENTAL	21.2.2017
CAC	ACCOR SA	22.2.2017
CRO	ATLANTIC GRUPA	22.2.2017
DAX	BAYER AG-REG	22.2.2017
CAC	EADS NV	22.2.2017
DAX	FRESENIUS MEDICA	22.2.2017
UKX	LLOYDS BANKING	22.2.2017
BUX	MAGYAR TELEKOM	22.2.2017
UKX	PETROFAC LTD	22.2.2017
UKX	SERCO GROUP	22.2.2017
SMI	TRANSOCEAN LTD	22.2.2017
CAC	VALLOUREC	22.2.2017
ATX	WIENERBERGER AG	22.2.2017
AEX	WOLTERS KLUWER	22.2.2017
CAC	AXA	23.2.2017
UKX	BAE SYSTEMS PLC	23.2.2017
UKX	BARCLAYS PLC	23.2.2017
CAC	BOUYGUES SA	23.2.2017
UKX	BRIT AMER TOBACC	23.2.2017
UKX	CAPITAL SHOPPING	23.2.2017


 Očakávaný čistý príjem  
v mil. za rok 2016

CAC	LAGARDERE SCA	230,00 EUR
CAC	L'OREAL	3 624,48 EUR
CAC	LVMH MOET HENNE	4 021,86 EUR
CAC	MICHELIN	1 524,00 EUR
CAC	PERNOD RICARD SA	1 466,83 EUR
CAC	PEUGEOT SA	1 695,47 EUR
CAC	PPR	1 233,73 EUR
CAC	RENAULT SA	3 377,80 EUR
CAC	SAINT GOBAIN	1 379,56 EUR
CAC	SANOFI	7 259,57 EUR
CAC	SCHNEIDER ELECTR	2 055,31 EUR
CAC	SOC GENERALE SA	3 459,32 EUR
CAC	STMICROELECTRONI	202,11 EUR
CAC	SUEZ	427,83 EUR
CAC	TECHNIP SA	592,32 EUR
CAC	TOTAL SA	7 645,90 EUR
CAC	UNIBAIL-RODAMCO	1 120,00 EUR
CAC	VALLOUREC	-695,92 EUR
CAC	VEOLIA ENVIRONNE	588,46 EUR
CAC	VINCI SA	2 306,60 EUR
CAC	VIVENDI	727,40 EUR
FTSE100	3I GROUP PLC	1 113,40 GBP
FTSE100	ADMIRAL GROUP	305,31 GBP
FTSE100	AFRICAN BARRICK	133,64 GBP
FTSE100	AGGREKO PLC	161,64 GBP
FTSE100	AMEC PLC	206,07 GBP
FTSE100	ANGLO AMER PLC	1 686,39 GBP
FTSE100	ANTOFAGASTA PLC	267,58 GBP
FTSE100	ARM HOLDINGS	495,14 GBP
FTSE100	ASSOC BRIT FOODS	937,09 GBP
FTSE100	ASTRAZENECA PLC	5 354,12 GBP
FTSE100	AVIVA PLC	1 554,20 GBP
FTSE100	BAE SYSTEMS PLC	1 277,36 GBP
FTSE100	BARCLAYS PLC	2 307,15 GBP
FTSE100	BG GROUP LTD	480,00 GBP
FTSE100	BHP BILLITON PLC	5 889,76 GBP
FTSE100	BP PLC	3 507,44 GBP
FTSE100	BRIT AIRWAYS PLC	1 805,89 GBP
FTSE100	BRIT AMER TOBACC	4 652,07 GBP
FTSE100	BRIT LAND CO PLC	383,33 GBP
FTSE100	BRITISH SKY BROA	977,11 GBP
FTSE100	BT GROUP PLC	2 970,67 GBP
FTSE100	BUNZL PLC	340,46 GBP
FTSE100	BURBERRY GROUP	323,73 GBP
FTSE100	CAIRN ENERGY	-72,66 GBP
FTSE100	CAPITA PLC	380,58 GBP
FTSE100	CAPITAL SHOPPING	197,63 GBP
FTSE100	CARNIVAL PLC	2 580,65 GBP
FTSE100	CENTRICA PLC	815,80 GBP
FTSE100	COBHAM PLC	143,83 GBP
FTSE100	COMPASS GROUP	1 147,13 GBP
FTSE100	DIAGEO PLC	2 616,36 GBP
FTSE100	EURASIAN RESOURC	604,88 GBP
FTSE100	EXPERIAN PLC	848,14 GBP
FTSE100	FRESNILLO PLC	304,85 GBP
FTSE100	G4S PLC	223,92 GBP
FTSE100	GLAXOSMITHKLINE	4 890,19 GBP
FTSE100	HAMMERSON PLC	229,50 GBP
FTSE100	HOME RETAIL GROU	48,60 GBP
FTSE100	HSBC HOLDINGS PL	10 826,72 GBP
FTSE100	ICAP PLC	#N/A N/A
FTSE100	IMPERIAL TOBACCO	2 599,53 GBP
FTSE100	INMARSAT PLC	250,39 GBP

Index	Akcia	Dátum HV
UKX	CENTRICA PLC	23.2.2017
IBEX	ENDESA	23.2.2017
DAX	HENKEL AG -PFD	23.2.2017
CRO	INA INDUSTRIJA	23.2.2017
UKX	KAZ MINERALS PLC	23.2.2017
CAC	PEUGEOT SA	23.2.2017
AEX	RELX NV	23.2.2017
UKX	RSA INSURANCE G	23.2.2017
CAC	SAINT GOBAIN	23.2.2017
FTSEMIB	SAIPEM SPA	23.2.2017
CAC	TECHNIP SA	23.2.2017
IBEX	TELEFONICA	23.2.2017
CAC	VEOLIA ENVIRONNE	23.2.2017
FTSEMIB	ANSALDO STS SPA	24.2.2017
FTSEMIB	AUTOGRILL SPA	24.2.2017
FTSEMIB	AZIMUT HOLDING	24.2.2017
DAX	BASF SE	24.2.2017
BEL20	BELGACOM SA	24.2.2017
IBEX	BOLSAS Y MERCADO	24.2.2017
UKX	BRIT AIRWAYS PLC	24.2.2017
FTSEMIB	BUZZI UNICEM SPA	24.2.2017
IBEX	EBRO PULEVA SA	24.2.2017
FTSEMIB	ENEL SPA	24.2.2017
FTSEMIB	ENI SPA	24.2.2017
FTSEMIB	EXOR NV	24.2.2017
AEX	FUGRO NV-CVA	24.2.2017
IBEX	GAMESA	24.2.2017
XU100	HALKBANK	24.2.2017
IBEX	IBERDROLA SA	24.2.2017
IBEX	MEDIASET ESPANA	24.2.2017
BUX	MOL	24.2.2017
FTSEMIB	PARMALAT SPA	24.2.2017
FTSEMIB	PRYSMIAN SPA	24.2.2017
IBEX	RED ELECTRICA	24.2.2017
UKX	ROYAL BK SCOTLAN	24.2.2017
BEL20	SOLVAY SA-A	24.2.2017
UKX	STANDARD CHARTER	24.2.2017
UKX	STANDARD LIFE	24.2.2017
FTSEMIB	TENARIS SA	24.2.2017
BEL20	BEKAERT NV	27.2.2017
UKX	BUNZL PLC	27.2.2017
IBEX	FERROVIAL SA	27.2.2017
XU100	SEKERBANK	27.2.2017
AEX	TNT NV	27.2.2017
BEL20	UCB SA	27.2.2017
BEL20	ACKERMANS & VAN	28.2.2017
CRO	ATLANTSKA PLOVID	28.2.2017
FTSEMIB	CAMPARI GROUP	28.2.2017
SOFIX	CB FIRST	28.2.2017
ATX	ERSTE GROUP BANK	28.2.2017
IBEX	FCC	28.2.2017
UKX	FRESNILLO PLC	28.2.2017
IBEX	GRIFOLS SA	28.2.2017
SOFIX	MONBAT AD	28.2.2017
XU100	SABANCI HOLDING	28.2.2017
DAX	SALZGITTER AG	28.2.2017
IBEX	TECNICAS REUNIDA	28.2.2017
XU100	THY	28.2.2017
IBEX	ABENGOA -CL A	1.3.2017
UKX	ADMIRAL GROUP	1.3.2017
AEX	AHOLD NV	1.3.2017
PX	CENTRAL EURO M-A	1.3.2017

 Očakávaný čistý príjem  
v mil. za rok 2016


FTSE100	INTERCONTINENTAL	413,24 GBP
FTSE100	INTERTEK GROUP	260,80 GBP
FTSE100	INVENSYS LTD	176,00 GBP
FTSE100	INVESTEC PLC	408,63 GBP
FTSE100	JOHNSON MATTHEY	394,20 GBP
FTSE100	KAZ MINERALS PLC	90,04 GBP
FTSE100	KINGFISHER PLC	540,14 GBP
FTSE100	LAND SECURITIES	372,57 GBP
FTSE100	LEGAL & GEN GRP	1 288,07 GBP
FTSE100	LLOYDS BANKING	5 188,58 GBP
FTSE100	LONMIN PLC	0,70 GBP
FTSE100	MAN GROUP PLC	160,88 GBP
FTSE100	MARKS & SPENCER	459,72 GBP
FTSE100	NATIONAL GRID PL	2 509,54 GBP
FTSE100	NEXT PLC	641,58 GBP
FTSE100	OLD MUTUAL PLC	806,36 GBP
FTSE100	PEARSON PLC	413,58 GBP
FTSE100	PETROFAC LTD	346,63 GBP
FTSE100	PRUDENTIAL PLC	2 890,64 GBP
FTSE100	RANDGOLD RES LTD	273,95 GBP
FTSE100	RECKITT BENCKISE	2 111,90 GBP
FTSE100	RELX PLC	1 448,27 GBP
FTSE100	REXAM PLC	282,80 GBP
FTSE100	RIO TINTO PLC	4 426,58 GBP
FTSE100	ROLLS-ROYCE HOLD	491,77 GBP
FTSE100	ROYAL BK SCOTLAN	1 679,92 GBP
FTSE100	ROYAL DUTCH SH-A	7 883,65 GBP
FTSE100	ROYAL DUTCH SH-B	7 883,65 GBP
FTSE100	RSA INSURANCE G	320,67 GBP
FTSE100	SABMILLER PLC	3 725,64 GBP
FTSE100	SAGE GROUP	347,39 GBP
FTSE100	SAINSBURY PLC	452,55 GBP
FTSE100	SEGRO PLC	146,83 GBP
FTSE100	SERCO GROUP	52,21 GBP
FTSE100	SEVERN TRENT	245,33 GBP
FTSE100	SHIRE PLC	3 381,54 GBP
FTSE100	SCHRODERS PLC	484,09 GBP
FTSE100	SCHRODERS PLC-NV	484,09 GBP
FTSE100	SMITH & NEPHEW	734,29 GBP
FTSE100	SMITHS GRP PLC	347,23 GBP
FTSE100	SSE PLC	1 183,71 GBP
FTSE100	STANDARD CHARTER	787,62 GBP
FTSE100	STANDARD LIFE	516,82 GBP
FTSE100	TESCO PLC	609,36 GBP
FTSE100	TUI TRAVEL LTD	405,00 GBP
FTSE100	TULLOW OIL	59,94 GBP
FTSE100	UNILEVER PLC	5 209,70 GBP
FTSE100	UNITED UTILITIES	311,29 GBP
FTSE100	VEDANTA RESOURCE	227,87 GBP
FTSE100	VODAFONE GROUP	1 980,63 GBP
FTSE100	WHITBREAD PLC	442,07 GBP
FTSE100	WM MORRISON SUP	243,75 GBP
FTSE100	WOLSELEY PLC	744,29 GBP
FTSE100	WPP PLC	1 406,14 GBP
FTSE100	XSTRATA LTD	3 587,20 GBP
DAX	ADIDAS AG	993,22 EUR
DAX	ALLIANZ SE-VINK	6 575,09 EUR
DAX	BASF SE	4 439,31 EUR
DAX	BAYER AG-REG	6 157,75 EUR
DAX	BAYER MOTOREN WK	6 740,08 EUR
DAX	BEIERSDORF AG	690,70 EUR
DAX	COMMERZBANK	462,98 EUR
DAX	DAIMLER AG	8 876,27 EUR
DAX	DEUTSCHE BANK-RG	1 500,33 EUR



Index	Akcia	Dátum HV
ATX	FLUGHAFEN WIEN	1.3.2017
FTSEMIB	LUXOTTICA GROUP	1.3.2017
UKX	MAN GROUP PLC	1.3.2017
CAC	SUEZ	1.3.2017
ATX	TELEKOM AUSTRIA	1.3.2017
CRO	VIRO TVORNICA E	1.3.2017
IBEX	ACCIONA SA	2.3.2017
IBEX	ACERINOX	2.3.2017
IBEX	ACS	2.3.2017
SMI	ADECCO GROUP AG	2.3.2017
BEL20	ANHEUSER-BUSCH I	2.3.2017
UKX	CAPITA PLC	2.3.2017
PX	CEZ AS	2.3.2017
UKX	COBHAM PLC	2.3.2017
DAX	DEUTSCHE TELEKOM	2.3.2017
CAC	GDF SUEZ	2.3.2017
FTSEMIB	GEOX SPA	2.3.2017
SMI	HOLCIM LTD	2.3.2017
SBITOP	KRKA	2.3.2017
IBEX	OBRASCON HUARTE	2.3.2017
IBEX	REPSOL SA	2.3.2017
UKX	SCHROEDERS PLC	2.3.2017
XU100	ANADOLU EFES BIR	3.3.2017
ATX	ANDRITZ AG	3.3.2017
WIG20	LOTOS	3.3.2017
BUX	OTP BANK PLC	3.3.2017
UKX	PEARSON PLC	3.3.2017
XU100	PETKIM	3.3.2017
WIG20	PGNIG	3.3.2017
IBEX	SACYR SA	3.3.2017
XU100	TEKFEN	3.3.2017
UKX	WPP PLC	3.3.2017
WIG20	PKOBP	6.3.2017
SOFIX	SOPHARMA AD	6.3.2017
UKX	AGGREKO PLC	7.3.2017
WIG20	CYFRILSAT	7.3.2017
UKX	INTERTEK GROUP	7.3.2017
FTSEMIB	ITALCEMENTI	7.3.2017
DAX	ADIDAS AG	8.3.2017
DAX	BAYER MOTOREN WK	8.3.2017
DAX	BEIERSDORF AG	8.3.2017
AEX	BOSKALIS WESTMIN	8.3.2017
UKX	CAIRN ENERGY	8.3.2017
DAX	DEUTSCHE POST-RG	8.3.2017
XU100	EREGLI	8.3.2017
UKX	G4S PLC	8.3.2017
CAC	LAGARDERE SCA	8.3.2017
UKX	LEGAL & GEN GRP	8.3.2017
ATX	VERBUND AG	8.3.2017
UKX	AVIVA PLC	9.3.2017
CAC	CARREFOUR SA	9.3.2017
UKX	INMARSAT PLC	9.3.2017
DAX	LINDE AG	9.3.2017
DAX	MERCK KGAA	9.3.2017
ATX	OESTERREICH.POST	9.3.2017
UKX	OLD MUTUAL PLC	9.3.2017
UKX	WM MORRISON SUP	9.3.2017
FTSEMIB	ATLANTIA SPA	10.3.2017
XU100	KARDEMIR	10.3.2017
XU100	KOC HOLDING	10.3.2017
XU100	BIM	13.3.2017
FTSEMIB	CIR SPA	13.3.2017

 Očakávaný čistý príjem  
v mil. za rok 2016

DAX	DEUTSCHE BOERSE	847,44 EUR
DAX	DEUTSCHE LUFT-RG	1 273,06 EUR
DAX	DEUTSCHE POST-RG	2 626,00 EUR
DAX	DEUTSCHE TELEKOM	4 179,90 EUR
DAX	E.ON SE	827,59 EUR
DAX	FRESENIUS MEDICA	1 231,81 EUR
DAX	FRESENIUS SE-PRE	1 606,90 EUR
DAX	HENKEL AG -PFD	2 180,91 EUR
DAX	INFINEON TECH	911,00 EUR
DAX	K+S AG-REG	145,81 EUR
DAX	LINDE AG	1 271,25 EUR
DAX	MAN SE	214,00 EUR
DAX	MERCK KGAA	2 740,87 EUR
DAX	METRO AG	689,10 EUR
DAX	MUENCHENER RUE-R	2 650,50 EUR
DAX	RWE AG	637,00 EUR
DAX	SALZGITTER AG	32,55 EUR
DAX	SAP SE	4 403,97 EUR
DAX	SIEMENS AG-REG	6 002,00 EUR
DAX	THYSSENKRUPP AG	759,18 EUR
DAX	VOLKSWAGEN-PREF	9 137,83 EUR
FTSEMIB	A2A SPA	352,11 EUR
FTSEMIB	ANSALDO STS SPA	79,90 EUR
FTSEMIB	ATLANTIA SPA	1 019,50 EUR
FTSEMIB	AUTOGRILL SPA	92,17 EUR
FTSEMIB	AZIMUT HOLDING	145,54 EUR
FTSEMIB	BANCA MONTE DEI	-2 429,30 EUR
FTSEMIB	BANCA POP MILANO	190,83 EUR
FTSEMIB	BANCO POPOLARE S	-823,00 EUR
FTSEMIB	BUZZI UNICEM SPA	207,50 EUR
FTSEMIB	CAMPARI GROUP	190,70 EUR
FTSEMIB	CIR SPA	35,65 EUR
FTSEMIB	ENEL SPA	3 196,71 EUR
FTSEMIB	ENI SPA	-213,73 EUR
FTSEMIB	EXOR NV	717,00 EUR
FTSEMIB	FIAT SPA	624,00 EUR
FTSEMIB	FINMECCANICA SPA	507,88 EUR
FTSEMIB	FONDIARIA-SAI	531,00 EUR
FTSEMIB	GENERALI ASSIC	2 205,62 EUR
FTSEMIB	GEOX SPA	11,60 EUR
FTSEMIB	INTESA SANPAOLO	2 694,91 EUR
FTSEMIB	ITALCEMENTI	-53,50 EUR
FTSEMIB	LOTTOMATICA SPA	240,50 EUR
FTSEMIB	LUXOTTICA GROUP	844,07 EUR
FTSEMIB	MEDIASET SPA	9,77 EUR
FTSEMIB	MEDIOBANCA	629,60 EUR
FTSEMIB	MEDIOLANUM SPA	441,00 EUR
FTSEMIB	PARMALAT SPA	150,50 EUR
FTSEMIB	PIRELLI & C.	551,50 EUR
FTSEMIB	PRYSMIAN SPA	313,23 EUR
FTSEMIB	SAIPEM SPA	246,38 EUR
FTSEMIB	SALINI IMPREGILO	78,31 EUR
FTSEMIB	SNAM SPA	814,05 EUR
FTSEMIB	STMICROELECTRONI	193,48 EUR
FTSEMIB	TELECOM ITALIA S	1 339,82 EUR
FTSEMIB	TENARIS SA	59,66 EUR
FTSEMIB	TERNA SPA	588,33 EUR
FTSEMIB	UBI BANCA SPA	-286,95 EUR
FTSEMIB	UNICREDIT SPA	-1 405,96 EUR
FTSEMIB	UNIPOL GRUPPO FI	306,00 EUR
IBEX	ABENGOA -CL A	#N/A N/A
IBEX	ABERTIS	865,91 EUR
IBEX	ACCIONA SA	340,69 EUR
IBEX	ACERINOX	75,75 EUR



Index	Akcia	Dátum HV
XU100	DOGAN HOLDING	13.3.2017
XU100	TUPRAS	13.3.2017
UKX	ANTOFAGASTA PLC	14.3.2017
FTSEMIB	BANCA MONTE DEI	14.3.2017
WIG20	PEKAO	14.3.2017
UKX	PRUDENTIAL PLC	14.3.2017
ATX	RHI AG	14.3.2017
DAX	RWE AG	14.3.2017
DAX	VOLKSWAGEN-PREF	14.3.2017
DAX	E.ON SE	15.3.2017
FTSEMIB	FINMECCANICA SPA	15.3.2017
ATX	RAIFFEISEN INTL	15.3.2017
WIG20	ASSECOPOL	16.3.2017
FTSEMIB	GENERALI ASSIC	16.3.2017
DAX	K+S AG-REG	16.3.2017
DAX	MAN SE	16.3.2017
FTSEMIB	SALINI IMPREGILO	16.3.2017
DAX	DEUTSCHE LUFT-RG	17.3.2017
BUX	FHB MORTGAGE BAN	17.3.2017
BEL20	GROUPE BRUX LAMB	17.3.2017
WIG20	GTC	17.3.2017
WIG20	KGHM	17.3.2017
PX	PEGAS NONWOVENS	17.3.2017
ATX	SCHOELLER-BLECKM	17.3.2017
XU100	SISECAM	20.3.2017
UKX	AMEC PLC	21.3.2017
FTSEMIB	BANCO POPOLARE S	21.3.2017
WIG20	CERSANIT	21.3.2017
ATX	MAYR-MELNHOF KAR	21.3.2017
WIG20	PBG	21.3.2017
WIG20	POLIMEXMS	21.3.2017
FTSEMIB	TERNA SPA	21.3.2017
UKX	KINGFISHER PLC	22.3.2017
UKX	NEXT PLC	23.3.2017
FTSEMIB	UNIPOL GRUPPO FI	23.3.2017
UKX	SMITHS GRP PLC	24.3.2017
WIG20	GETIN	27.3.2017
XU100	ENKA	28.3.2017
FTSEMIB	MEDIASET SPA	28.3.2017
UKX	WOLSELEY PLC	28.3.2017
PX	PHILIP MORRIS CR	29.3.2017
PX	ORCO PROPERTY GR	31.3.2017
FTSEMIB	A2A SPA	5.4.2017
UKX	TESCO PLC	12.4.2017
UKX	ASSOC BRIT FOODS	19.4.2017
ATX	VIENNA INSURANCE	19.4.2017
BET	TRANSELECTRICA S	20.4.2017
UKX	WHITBREAD PLC	25.4.2017
CRO	ADRIS GRUPA-PREF	28.4.2017
UKX	IMPERIAL TOBACCO	3.5.2017
UKX	SAGE GROUP	3.5.2017
UKX	SAINSBURY PLC	3.5.2017
CAC	ALSTOM	4.5.2017
UKX	COMPASS GROUP	10.5.2017
UKX	BRIT LAND CO PLC	15.5.2017
UKX	ICAP PLC	15.5.2017
UKX	LONMIN PLC	15.5.2017
UKX	VODAFONE GROUP	16.5.2017
UKX	BURBERRY GROUP	17.5.2017
UKX	SSE PLC	17.5.2017
UKX	3I GROUP PLC	18.5.2017

 Očakávaný čistý príjem  
v mil. za rok 2016

IBEX	ACS	712,00 EUR
IBEX	ARCELORMITTAL	1 346,30 EUR
IBEX	BANCO POPULAR	-2 503,83 EUR
IBEX	BANCO SABADELL	779,78 EUR
IBEX	BANCO SANTANDER	6 194,86 EUR
IBEX	BANCO ESPANOL DE	289,00 EUR
IBEX	BANKINTER	382,75 EUR
IBEX	BBVA	3 529,11 EUR
IBEX	BOLSAS Y MERCADO	159,00 EUR
IBEX	CRITERIA CAIXA C	1 259,61 EUR
IBEX	EBRO PULEVA SA	171,77 EUR
IBEX	ENAGAS SA	419,70 EUR
IBEX	ENDESA	1 328,30 EUR
IBEX	FCC	99,91 EUR
IBEX	FERROVIAL SA	365,00 EUR
IBEX	GAMESA	288,94 EUR
IBEX	GAS NATURAL SDG	1 331,77 EUR
IBEX	GRIFOLS SA	542,21 EUR
IBEX	IBERDROLA RENOVA	413,65 EUR
IBEX	IBERDROLA SA	2 608,36 EUR
IBEX	IBERIA	109,50 EUR
IBEX	INDITEX	3 198,63 EUR
IBEX	INDRA SISTEMAS	88,79 EUR
IBEX	MAPFRE SA	732,30 EUR
IBEX	MEDIASET ESPANA	185,83 EUR
IBEX	OBRASCON HUARTE	144,29 EUR
IBEX	RED ELECTRICA	645,48 EUR
IBEX	REPSOL SA	1 517,66 EUR
IBEX	SACYR SA	109,50 EUR
IBEX	TECNICAS REUNIDA	134,22 EUR
IBEX	TELEFONICA	3 140,42 EUR
SMI	ABB LTD-REG	2 498,43 CHF
SMI	ACTELION LTD-REG	864,60 CHF
SMI	ADECCO GROUP AG	755,69 CHF
SMI	CIE FINANCI-REG	1 222,46 CHF
SMI	CREDIT SUISS-REG	542,51 CHF
SMI	HOLCIM LTD	1 464,88 CHF
SMI	JULIUS BAER GROU	668,12 CHF
SMI	LONZA GROUP -REG	413,78 CHF
SMI	NESTLE SA-REG	10 355,72 CHF
SMI	NOVARTIS AG-REG	11 321,80 CHF
SMI	ROCHE HLDG-GENUS	12 837,50 CHF
SMI	SGS SA-REG	630,05 CHF
SMI	SWATCH GROUP-BR	672,96 CHF
SMI	SWISSCOM AG-REG	1 491,05 CHF
SMI	SYNGENTA AG-REG	1 524,25 CHF
SMI	TRANSOCEAN LTD	312,80 CHF
SMI	UBS AG-REG	3 984,14 CHF
SMI	ZURICH INSURANCE	3 213,93 CHF
WIG20	ASSECOPOL	331,13 PLN
WIG20	BIOTON	#N/A N/A
WIG20	BRE	986,83 PLN
WIG20	BZWBK	1 897,40 PLN
WIG20	CEZ AS	18 257,61 PLN
WIG20	CYFRPLSAT	978,29 PLN
WIG20	GTC	116,01 PLN
WIG20	KGHM	841,07 PLN
WIG20	LOTOS	698,63 PLN
WIG20	ORANGE POLSKA SA	88,25 PLN
WIG20	PEKAO	2 124,28 PLN
WIG20	PGNIG	2 607,89 PLN
WIG20	PKN ORLEN	4 194,41 PLN
WIG20	PKOBP	2 635,18 PLN
WIG20	TVN	291,75 PLN